

# Mass Fusion Splicer


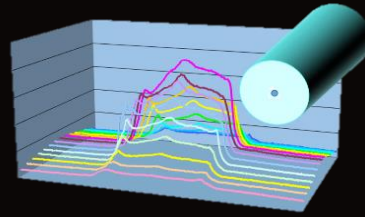
## 90R12

*Designed to keep you going*



# Mass Fusion Technology

The 90R12 mass fusion splicer has a wide heating area for up to 12 fibers. The wide electrode gap melts the fibers uniformly and has real-time discharge power control by analyzing the fiber's brightness intensity. The 90R12 does not have active core alignment mechanisms, however, during the discharge, fiber surface tension effects minimize preexisting offsets.



Analyzing discharge power  
by observing the brightness intensity

## Advanced Innovation

### Replaceable V groove

The 90R12 mass fusion splicer includes a spare set of 12 fiber V-grooves with electrodes installed and ready to splice as part of the standard package. These spare V-grooves are field replaceable, so your downtime is minimized.


**Glass deposition on Electrode**

**Glass deposition on V-groove**


**Cause of Large Fiber Offset**

No.	Gap [μm]	Offset [μm]	Cleave	
			L	R
1	68	0.9	1.4°	1.9°
2	63	0.3	0.5°	1.1°
3	55	1.3	0.7°	0.9°
4	54	5.2	1.7°	1.2°
5	54	0.4	1.3°	0.4°
6	62	1.1	0.4°	0.7°
7	48	1.2	1.9°	0.3°
8	48	2.7	1.0°	1.5°
9	48	0.8	1.9°	0.1°
10	43	6.7	0.9°	0.3°
11	42	0.7	0.4°	1.8°
12	40	2.8	2.0°	0.5°

Glass deposited  
V-groove and electrodes




Remove



Install


Spare V-groove with  
stabilized electrodes



# Universal Features

## 1. Universal Fiber Holder

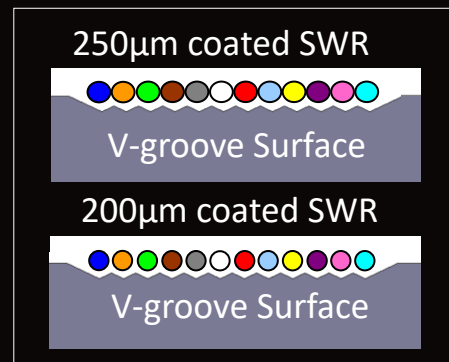
The FH-70-12 fiber holder is compatible with many types of 12 fiber ribbon, such as 0.3mm or 0.4mm thick encapsulated ribbons and 200 $\mu$ m or 250 $\mu$ m coated Spider Web Ribbon (SWR). The 250 $\mu$ m pitch V-grooves in the FH-70-12 fiber holder simplify SWR loading and ribbon preparation.



SWR



FH-70-12

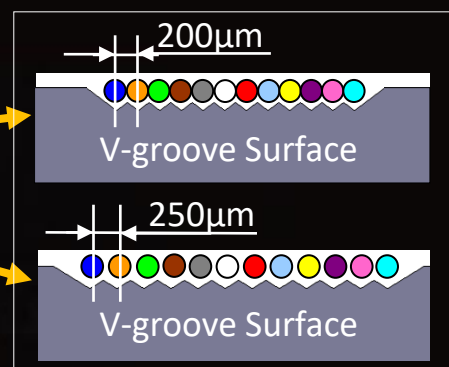



## 2. Pitch Conversion Fiber Holder

The pitch conversion fiber holder, FH-70-12PC, enables pitch conversion of individual 200 $\mu$ m coated fibers from a 200 $\mu$ m to 250 $\mu$ m pitch. The pitch converted 200 $\mu$ m fibers can now be loaded in the 90R12 mass fusion splicer.




FH-70-12PC




## 3. Ribbonizing Tool

The RT-02 is a tool which enables quick and easy ribbonization of 12 individual fibers into a temporary ribbon which can be spliced using an 90R12. No glue or adhesive is required when using this ribbonizing tool since the arranged fibers are immediately loaded into the fiber holder. The RT-02 doesn't require the user to insert the fibers in the color code sequence, which is necessary with other ribbon arrangement tools. The user can choose any fiber at random, and place in the correct slot by referring to the color code label on the tool. The RS-02 is applicable to ribbonize both 200 $\mu$ m and 250 $\mu$ m coated fibers. It's also capable of ribbonizing 200 $\mu$ m coated fibers into 250 $\mu$ m pitch ribbon using the FH-70-12PC pitch conversion fiber holder.







RT-02



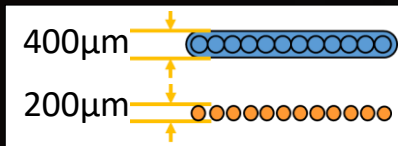
Ribbonizing 200 $\mu$ m coating fiber

## 4. Necessary Items for Mass Fusion Splicing

12 Fiber Ribbon Structure		Fiber Holder	Ribbonizing Tool
SWR and Encapsulated Ribbon	250μm coating diameter with 250μm pitch	FH-70-12 	Not required
	200μm coating diameter with 250μm pitch		
Non-ribbonized Fibers	250μm coating diameter	FH-70-12PC 	RT-02 or FAT-04 
	200μm coating diameter		RT-02 

## 5. Universal Ribbon Stripper

The RS series ribbon strippers are compatible with 200μm to 400μm coated fibers without replacing the stripper blades.




Available thickness range



RS03

## 6. Universal Tube Heater

The 90R12 mass fusion splicer can accommodate a max 6.0mm diameter heat sleeve before shrinking. As a result, it supports a wide range of protection sleeve sizes.



Max. 6.0mm diameter before shrinking

# User Friendly

## 1. Automated Functionality

The automated wind protector and heater clamps support the operator in completing the entire splicing process with minimal manual steps.



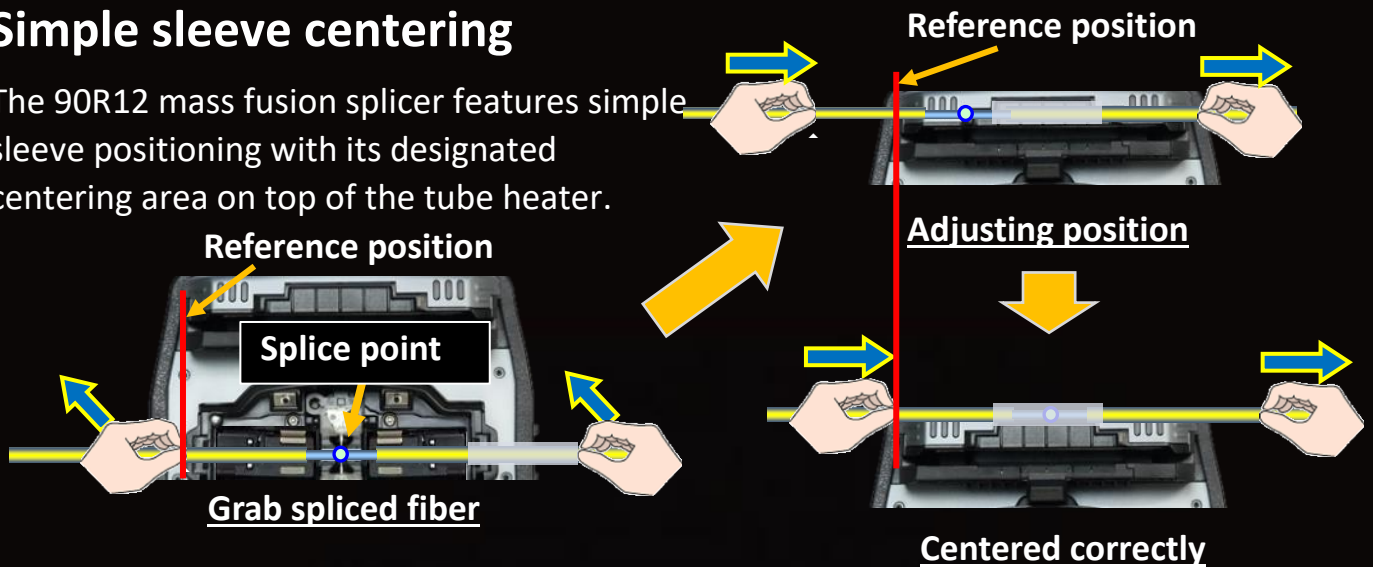
Automated open-close Wind protector



Automated Tube heater clamp

## 2. Simple sleeve centering

The 90R12 mass fusion splicer features simple sleeve positioning with its designated centering area on top of the tube heater.




## 3. Carrying Case

There are multiple ways to utilize the 90R12 carrying case. The 90R12 is ready to use just by opening the case, but it is also possible to use the 90R12 on top of the carrying case or only with the work tray depending on the work environment.



## 4. Work Tray

Work Tray has many functions. There are two drawers for storage, and the drawers are large enough to store tools or battery packs. Also, the work tray can be divided in two, so it is configurable to fit your work space.



### Separable Work Tray

### Plenty of space in carrying case



Cleaver & Stripper



Battery packs



Large storage space under work tray

# Active Blade Management Technology

## 1. Automatic Blade Rotation

The 90R12 fusion splicer and CT50 fiber cleaver are enabled with wireless data connectivity. This capability allows automatic cleaver **blade** rotation when the splicer judges the blade is worn. Also, the 90R12 fusion splicer can connect to two CT50s and RS03 simultaneously.



Motorized blade

1:40mmR		Large Cleave Angle				
No.	Gap (μm)	Offset (μm)	Cleave L (°)	Cleave R (°)		
1	62	0.9	0.8°	6.7°		
2	65	1.6	0.8°	0.1°		
3	57	1.2	0.7°	0.1°		
4	65	0.7	0.6°	5.2°		
5	60	1.6	0.4°	0.5°		
6	46	0.3	0.2°	0.0°		
7	46	0.2	0.5°	0.3°		
8	55	1.7	0.8°	0.5°		
9	50	1.7	0.1°	0.9°		
10	56	1.7	0.8°	0.6°		
11	49	1.9	0.6°	0.9°		
12	41	1.2	0.2°	0.8°		




1:40mmR		Large Fiber Offset				
Now rotating the blade.						
Blade Position: 1 → 2						
Blade Height: L(1)						
Reset						

## 2. Blade Life Management

The 90R12 fusion splicer displays the remaining blade life and informs the user when a blade height change, position change, or new blade is required.

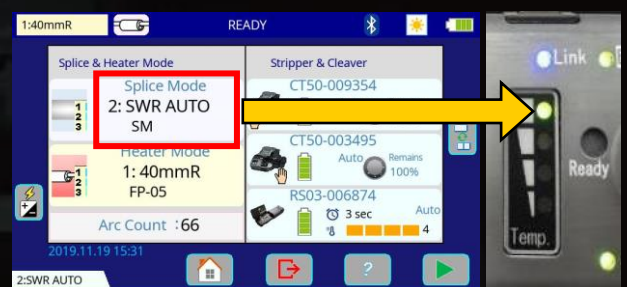
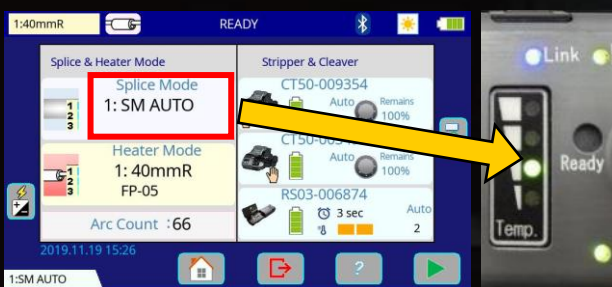
No.1 40mmR		Blade Management							
	No.1	No.2	No.3	No.4	No.5	No.6	No.7	No.8	
H(3)	0	0	0	0	0	0	0	0	
M(2)	0	0	0	0	0	0	0	0	
L(1)	1014	1041	1175	1167	1522	1134	1530	1439	
	No.9	No.10	No.11	No.12	No.13	No.14	No.15	No.16	
H(3)	0	0	0	0	0	0	0	0	
M(2)	0	0	0	0	0	0	0	0	
L(1)	1185	1218	1025	1407	1338	1484	1259	1060	

Blade Height : L(1)  
Recommended Position  
Reset



## 3. Stripping Condition Control

When the user changes the splice mode, e.g. from 12 fiber ribbon splice mode to SWR fiber splice mode, the ribbon stripper RS03 automatically changes its heating temperature and time with a wireless command from the splicer.




Heat temperature changes in accordance with Splice mode

# Standard Package

## 90R12 Standard package

Item	Model	Qty
Mass Fusion Splicer	90R12	1 pc
(1) Battery Pack *	BTR-15	1 pc
(2) AC Adapter	ADC-20	1 pc
(3) AC Power Cord	ACC-14, 15, 16, 17 or 18	1 pc
(4) USB Cable	USB-01	1 pc
(5) Fusion Splicer Strap	ST-02	1 pc
(6) Electrodes, on spare V-groove	ELCT2-16B	1 pair
(7) 12 fiber V-groove, spare	VG12-01, 250 to 255µm spacing	1 pc
(8) Hexagonal Wrench	HEX-01	1 pc
(9) V-groove Cleaning Brush	VCB-01	1 pc
(10) Carrying Case	CC-39	1 pc
(11) Work Tray Left	WT-09L	1 pc
(12) Work Tray Right	WT-09R	1 pc
(13) Work Tray J-Plate	JP-09	1 pc
(14) Tripod Screw	TS-03	2 pcs
(15) Carrying Case Strap	ST-03	1 pc
(16) Alcohol Dispenser	AP-02	1 pc
(17) Quick Reference Guide	QRG-03-E	1 pc
Ribbon Fiber Stripper	RS03	1 pc
(1) Battery Pack *	BTR-12A	1 pc
(2) AC Adapter	ADC-09A	1 pc
(3) AC Power Cord	ACC-08, 09, 10, 11 or 12	1 pc
(4) Blade Cleaning Brush	BRS-02	1 pc
(5) Hexagonal Wrench	HEX-01	1 pc
Single Fiber Stripper	SS03	1 pc
Optical Fiber Cleaver	CT50	1 pc
(1) Fiber Scrap Collector	FDB-05	1 pc
(2) Fiber Setting Plate	AD-10-M24	1 pc
(3) Case	CC-37	1 pc
(4) Hexagonal Wrench	HEX-01	1 pc

\* Please follow IATA regulation when shipping the battery by air.



# Specifications



## 90R12 Specifications

Item		Specification
Fiber alignment method		Self cladding alignment with surface melting tension
Fiber count can be spliced		90R12 : Up to 12 fiber ribbon
Applicable fiber	Fiber type	Single mode optical fiber Multi mode optical fiber
	Cladding dia.	Approx. 125µm
Applicable coating	Fiber holder	Coating shape. : Refer to options
		Cleave length : Approx. 10mm
Fiber splice performance	Splice loss *1	ITU-T G.652 : Avg. 0.05dB
		ITU-T G.651 : Avg. 0.02dB
		ITU-T G.653 : Avg. 0.08dB
		ITU-T G.655 : Avg. 0.08dB
		ITU-T G.657 : Avg. 0.05dB
Splice time *2	SM FAST mode : Avg. 16 to 17sec.	
	SM AUTO mode : Avg. 19 to 20sec.	
Applicable protection sleeve	Sleeve type	Heat shrinkable sleeve
	Sleeve length	Max. 66mm
	Sleeve dia.	Max. 6.0mm before shrinking
Sleeve heat performance	Heat time *3	40mm FP-05 mode : Avg. 38 to 40sec.
		40mm FP-04T FAST mode : Avg. 17 to 19sec.
		Single 60mm mode : Avg. 13 to 15sec.
Fiber tensile test force		Approx. 2.0N
Electrode life *4		Approx. 1500 splices
Physical description	Dimensions W	Approx. 170mm without projection
	Dimensions D	Approx. 173mm without projection
	Dimensions H	Approx. 150mm without projection
	Weight	Approx. 2.6kg including battery
Environmental condition	Temperature	Operate : -10 to 50 degreeC
		Storage : -40 to 80 degreeC
	Humidity	Operate : 0 to 95%RH non-condensing
		Storage : 0 to 95%RH non-condensing
Altitude	Max. 3700m	
AC adaptor	Input	AC100 to 240V, 50/60Hz, Max. 1.5A
Battery pack	Type	Rechargeable Lithium Ion
	Output	Approx. DC14.4V, 6380mAh
	Capacity *5	Approx. 165 splice and heat cycles
	Temperature	Recharge : 0 to 40 degreeC
		Long Term Storage : -20 to 30 degreeC
Battery life *6	Approx. 500 recharge cycles	
Display	LCD monitor	TFT 4.9 inches with touch screen
	Magnification	Approx. 20X : 12 ribbon to 60X : single
Illumination	V-grooves	LED lamp
Interface	PC	USB2.0 Mini B type
	External LED lamp	USB2.0 A type
		Approx. DC5V, 500mA
	Ribbon Stripper	Mini DIN 6pin DC12V, Max. 1A
	Wireless *7	Bluetooth 4.1 LE
Data storage	Splice mode	100 splice modes
	Heat mode	30 heat modes
	Splice result	10000 splices
	Splice image	100 images
Screw hole for tripod		1/4-20UNC
Other features	Automatic functions	Splice mode select by fiber count analysis
		Fusion power calibration
		Wind protector : open and close
		Heater lid : open and close
		Heater clamp : open and close
	Reference guide	Video and PDF file stored in splicer
Electrode	Replaceable without tool	

## 90R12 Options

Item	Model	Remark		
V-groove	VG12-01-200	12 fiber ribbon, 200 to 210µm spacing		
	Fiber holder	FH-70-200	200µm coating diameter	
		FH-70-250	250µm coating diameter	
		FH-70-900	900µm coating diameter	
		FH-70-2	2 fiber ribbon	
		FH-70-4	4 fiber ribbon	
		FH-70-8	8 fiber ribbon	
		FH-70-10	10 fiber ribbon	
		FH-70-12	12 fiber ribbon	
		FH-70-12PC	Pitch conversion for 12 fiber ribbon	
		FH-70-12-200	12 fiber ribbon, 200 to 210µm spacing	
DC Adapter	DCA-03	Connect AC adapter not through battery		
		DC power cord	DCC-20	Car cigar socket to BTR-15/DCA-03
			DCC-21	Car battery to BTR-15/DCA-03
			DCC-11	Splicer to ribbon stripper
			Ribbonizing Tool	FAT-04
RT-02	2 to 12 fibers, 200 to 250µm diameter			
Transfer Clamp	CLAMP-DC-12	Transferring drop cable on work tray		
J-Plate	JP-10	Attaching to splicer, not to work tray		
	JP-10-FC	JP-10 with fiber clamps		
Protection sleeve	FP-04(T)	40mm, up to 8 fiber ribbon		
	FP-05	40mm, up to 12 fiber ribbon		

### Notes

- \*1 Measured with a cut-back method relevant to ITU-T and IEC standard after splicing Fujikura identical fibers. The average splice loss changes depending on the environmental condition and fiber characteristics.
- \*2 Measured at room temperature. The definition of splice time is from the fiber image appeared in LCD monitor to the estimated loss displayed. The average splice time changes depending on the environmental conditions, fiber type, and fiber characteristics.
- \*3 Measured at room temperature with the AC adapter. The heat time is defined from the start beep sound to the finish beep sound. The average heat time changes depending on the environmental conditions, sleeve type and battery pack condition.
- \*4 The electrode life changes depending on the environmental conditions, fiber type and splice modes.
- \*5 Test condition  
 (1) 12 fiber ribbon : Splice and heat time : 2 minutes cycle with FP-05 sleeve  
 (2) Using the splicer power save settings  
 (3) Using a not degraded battery  
 (4) At room temperature  
 (5) Without accessories, RS03 etc., that use the power supply of the fusion splicer  
 The battery capacity changes when testing with different conditions from the above.
- \*6 The battery capacity decreases to a half after approx. 500 discharge and recharge cycles. The battery life is shortened further when using outside of the storage temperature range, operating temperature range, if completely discharged by storing for a long time without recharging.
- \*7 Bluetooth® mark and logos are the registered trademarks of Bluetooth SIG, Inc.

# Specifications



## CT50 Specifications

Item		Specification
Applicable fiber	Fiber type	Single mode optical fiber Multi mode optical fiber
	Fiber count	Up to 16 fiber ribbon
	Cladding dia.	Approx. 125µm
Applicable coating	Fiber setting plate	AD-10-M24 : Max. 900µm coating diameter AD-50 : Max. 3mm coating diameter
	Fiber holder	Coating shape. : Refer to splicer options
Cleave length	Fiber setting plate	AD-10-M24 : 5 to 20mm *1 AD-50 : C.D. : coating diameter C.D. = 250µm or less : 5 to 20mm *1 250µm < C.D. < =900µm : 10 to 20mm 900µm < C.D. < =3mm : 14 to 20mm
	Fiber holder	Approx. 10mm
Cleave angle *2	Single fiber	Avg. 0.3 to 0.9 degrees
	Fiber ribbon	Avg. 0.3 to 1.2 degrees
Blade life *3		Approx. 60000 fiber cleaves
Physical description	Dimensions W	Approx. 117mm without projection *4
	Dimensions D	Approx. 94mm without projection *4
	Dimensions H	Approx. 59mm without projection *4
	Weight	Approx. 306g including battery and AD-10-M24
Environmental condition	Temperature	Operate : -10 to 50 degreeC Storage : -40 to 80 degreeC
	Humidity	Operate : 0 to 95%RH non-condensing Storage : 0 to 95%RH non-condensing
Battery		2 pieces of LR03, AAA dry battery
Wireless interface *5		Bluetooth 4.1 LE
Screw hole for tripod		1/4-20UNC
Other features	Blade rotation	Motorized rotation Manual rotation dial
	Replaceable parts	Blade Clamp arm

## CT50 Options

Item	Model	Remark
Fiber Setting Plate	AD-50	Optional fiber setting plate
Blade	CB-08	Blade for replacement
Clamp Arm	ARM-CT50-01	Clamp arm with anvil for replacement
Fiber Scrap Collector	FDB-05	Spare scrap collector
Side cover	SC-CT50-01	Side cover instead of scrap collector
Spacer	SPA-CT08-10	Cleave length 10mm
	SPA-CT08-09	Cleave length 9mm
	SPA-CT08-08	Cleave length 8mm

### Notes

- \*1 When the cleave length is less than 10mm, the coating diameter should be 250µm or less. Also, a blade height adjustment is required before cleaving. The average cleave angle is worse than the specification when the cleave length is less than 10mm.
- \*2 Measured with an interferometer at room temperature, not with a splicer. A new blade was used to cleave both the single fibers and ribbon fibers. The average cleave angle changes depending on the environmental conditions, blade condition, operating method, and cleanliness.
- \*3 The blade life changes depending on the environmental conditions, operating method, and the fiber type cleaved.
- \*4 Measured in a condition when closing the lever
- \*5 Bluetooth® mark and logos are the registered trademarks of Bluetooth SIG, Inc.



## RS03 Specifications

Item		Specification	
Applicable fiber	Fiber type	Single mode optical fiber Multi mode optical fiber	
	Fiber count	Up to 16 fiber ribbon	
	Cladding dia.	Approx. 125µm	
	Coating dia.	200 to 400µm	
Stripping length		Max. 35mm	
Heat time *1		Approx. 3sec Approx. 5sec with Eco-mode	
	Heat temperature	85 to 140 degreeC	
Physical description	Dimensions W	Approx. 156mm without projection	
	Dimensions D	Approx. 49mm without projection	
	Dimensions H	Approx. 37mm without projection	
	Weight	Approx. 265g including battery	
Environmental condition	Temperature	Operate : -10 to 50 degreeC Storage : -40 to 80 degreeC	
	Humidity	Operate : 0 to 95%RH non-condensing Storage : 0 to 95%RH non-condensing	
AC adaptor	Input	AC100 to 240V, 50/60Hz, Max. 0.58A	
DC input		DC10 to 17V, Approx. 1A	
Battery pack	Type	Rechargeable Lithium Ion	
	Output	Approx. DC7.2V, 1840mAh	
	Capacity *2	Approx. 600 times with Eco-mode	
	Temperature		Operate : -10 to 50 degreeC Recharge : 0 to 40 degreeC Long Term Storage : -20 to 30 degreeC
		Battery life *3	Approx. 500 recharge cycles
Wireless interface *4		Bluetooth 4.1 LE	
Other features	Stripping force	Lower stripping force design	
	Automatic heat setting	Controlled from splicer or smartphone	

## RS03 Options

Item	Model Name	Remark
Spacer	SPA-RS02-08	Coating length 8mm
DC power cord	DCC-11	Splicer to ribbon stripper

### Notes

- \*1 Measured at room temperature. The heat time changes depending on the environmental conditions and fiber coating type.
- \*2 Tested at room temperature with a not degraded battery and Eco-mode. The number of cycles changes depending on the environmental conditions, stripper settings and battery degrading condition.
- \*3 The battery capacity decreases to a half after approx. 500 discharge and recharge cycles. The battery life is shortened further when using outside of the storage temperature range, operating temperature range, if completely discharged by storing for a long time without recharging.
- \*4 Bluetooth® mark and logos are the registered trademarks of Bluetooth SIG, Inc.

**BEST QUALITY SERVICE**  
- SINCE 1978 -



Please visit our web site!

<https://www.fusionsplicer.fujikura.com>

## Fujikura Ltd.

1-5-1, Kiba, Koto-ku, Tokyo 135-8512, Japan  
General inquiries : +81-3-5606-1164  
Service & support : +81-43-484-3962 <https://www.fujikura.com>

## Fujikura Asia Ltd.

438A Alexandra Road, Block A Alexandra Technopark #08-03 Singapore 119967  
General inquiries, Service & support : +65-6-278-8955  
<https://www.fujikura.com.sg>

## Fujikura Europe Ltd.

C51 Barwell Business Park, Leatherhead Road, Chessington, Surrey KT9 2NY,  
General inquiries : +44-20-8240-2000  
Service & support : +44-20-8240-2020 <https://www.fujikura.co.uk>

## AFL

260, Parkway East, Duncan, SC29334, USA  
General inquiries : +1-800-235-3423  
Service & support : +1-800-866-3602 <https://www.aflglobal.com>

## Fujikura (China) Co., Ltd.

7th Floor, Shanghai Hang Seng Bank Tower, 1000 Lujiazui Ring Road, Pudong New Area, Shanghai 200120, CHINA  
General inquiries, service & support : +86-21-6841-3636 <http://www.fujikura.com.cn>