



ROTALIGN® PRO

The complete laser alignment system for

- shaft alignment
 - bore & bearing pocket alignment
 - straightness/flatness measurement
- using the same system components!

ROTALIGN® PRO delivers for all applications

- Robust IP 67 components with-stand industrial environment
- Easy to install, easy to use
- Single laser/receiver technology
- 5-axis detector with electronic inclinometer
- Measure with a high degree of accuracy and repeatability
- Resume functions and re-usable measurement files
- Direct connection to standard of- fice printer
- Powerful Windows software in- cluding professional documenta- tion and 2-way file transfer
- Intrinsic safety versions optional


Application 1:

Laser shaft alignment

- Eliminate possible user error with patented auto- matic continuous sweep measurement
- 3 or more measurement points over 60 degrees for even higher accuracy
- No limitation of measurement range due to in- finirange technology
- Pre-defined user template files to quicken/simplify the entry procedure
- Clear on-screen machine representation and auto- scaled graphical results
- Simultaneous horizontal and vertical live move
- On-screen Dynamic Tolerances for both coupling & foot values active during live move
- Alignment of 6 connected machines possible
- Cardan shaft alignment with high quality bracket option



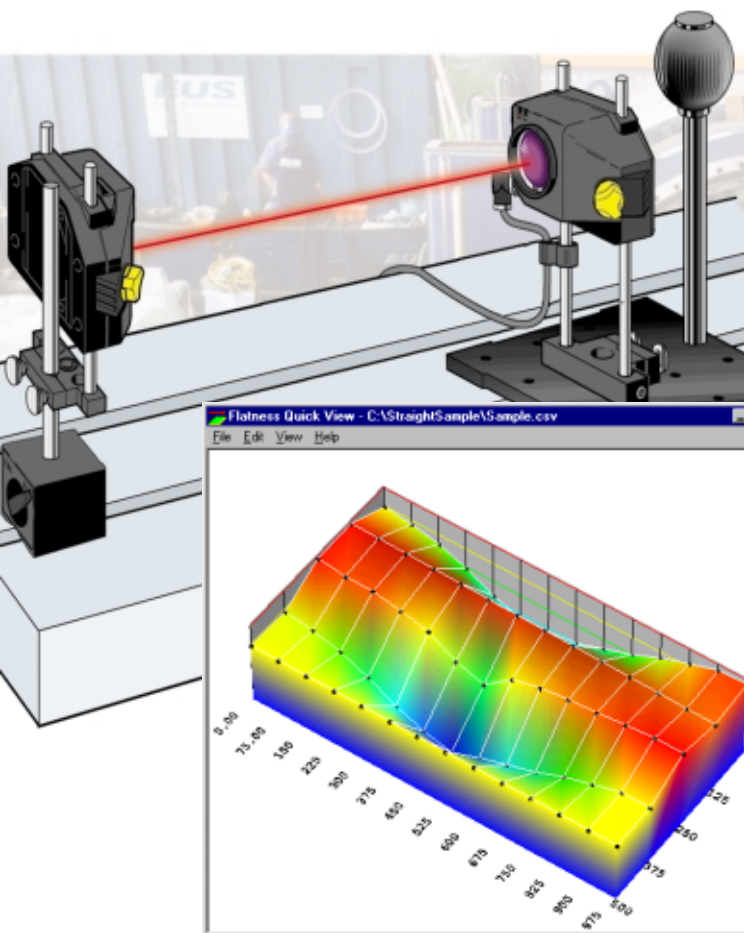

A range of brackets for all types of machines and couplings ensure fast alignment results.



Application 2:

Alignment of bore and bearing

- True measurement of bores at any 3 or more points by rotating receiver
- Out-of-roundness and incorrect measurement point automatically identified
- Alignment of bores to shaft axis
- Patented bracket measurement system
- No possible user error in measurements and results
- Optimization of results for 1, 2 or all the measurement points
- Live simultaneous horizontal and vertical move
- 3D graphical representation of the results



Application 3:

Straightness and flatness

- Adjustment of the laser is very simple & quick
- X & Y coordinates measurement
- High number of measurement positions possible
- Reference points are user defined
- 3D graphical representation of the results
- Live simultaneous horizontal and vertical move
- Measurement bracket can be adapted to customer requirement

DEVIATION FROM REFERENCE LINE	
PT 3	Y=0.03
+0.10	X X X X X X X X
-0.10	X X X X X X X X
CURRENT POSITION 450 X=-0.22	
+0.50	X X X X X X X X
-0.50	X X X X X X X X
Move	Fix ← → Laser Line More

■ ROTALIGN® PRO is available as a combination of any of the above applications

Visit us at www.pruftechnik.com

Printed in Germany ALI 9.687.01.02.3G
 ROTALIGN® is a registered trademark of PRÜFTECHNIK Dieter Busch AG. No copying or reproduction of this information, in any form whatsoever, may be undertaken without express written permission of PRÜFTECHNIK AG. The information contained in this leaflet is subject to change without further notice due to the PRÜFTECHNIK policy of continuous product development. PRÜFTECHNIK products are the subject of patents granted or pending throughout the world.
 © Copyright 2002 by PRÜFTECHNIK AG.

PRÜFTECHNIK Alignment Systems
 P.O. Box 12 63
 D-85730 Ismaning, Germany
www.pruftechnik.com
 Phone: +49 (0)89 99 61 60
 Fax: +49 (0)89 99 61 62 00
 eMail: info@pruftechnik.com

Productive maintenance technology